

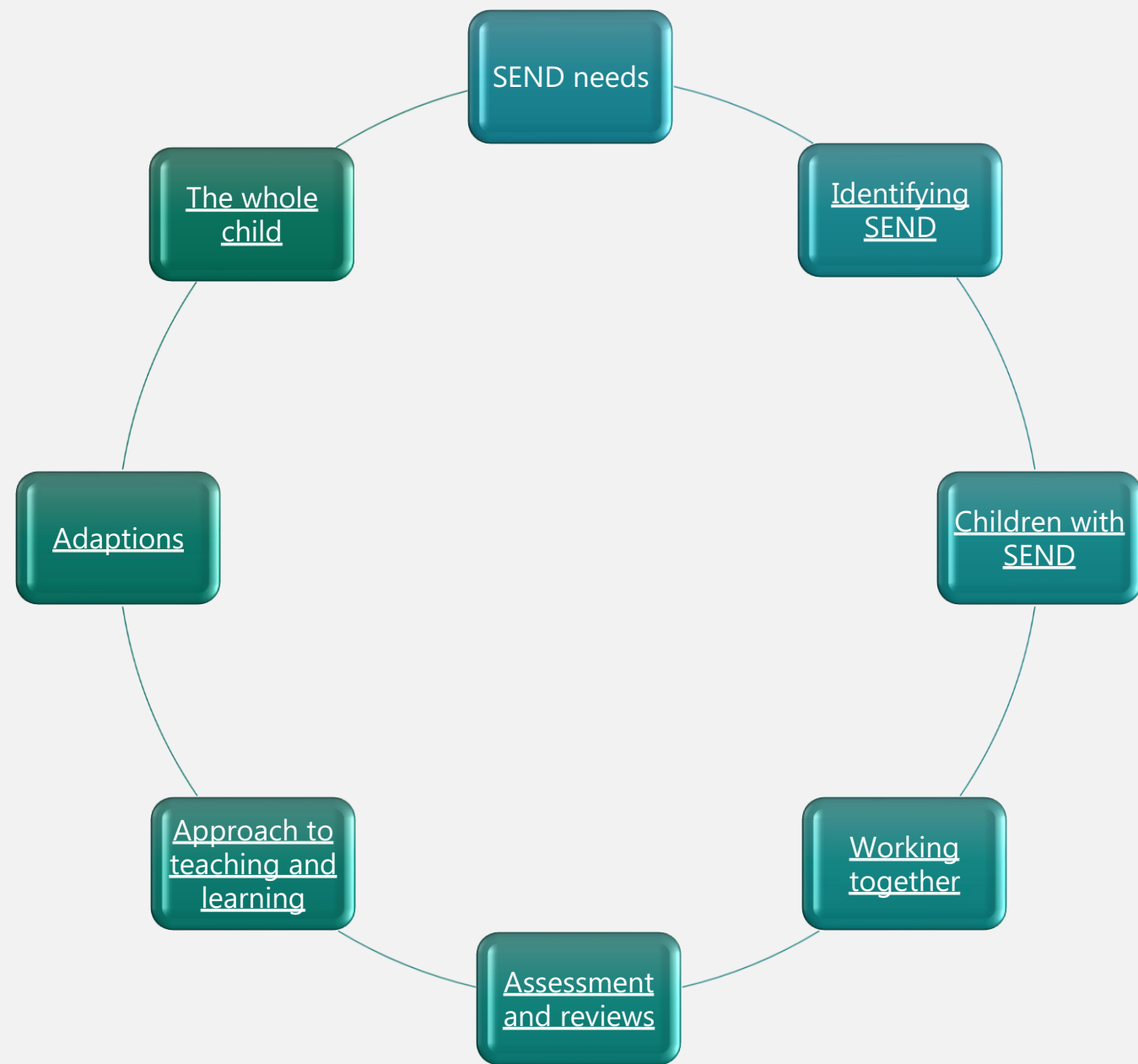
**SEND
INFORMATION
REPORT**

2025 - 26



CANN HALL
PRIMARY SCHOOL

CONTENTS



Click this symbol to come back to this page on any slide.



SEND NEEDS

There are four main areas of need as identified in the Special Educational Needs and Disability Code of Practice (2015),

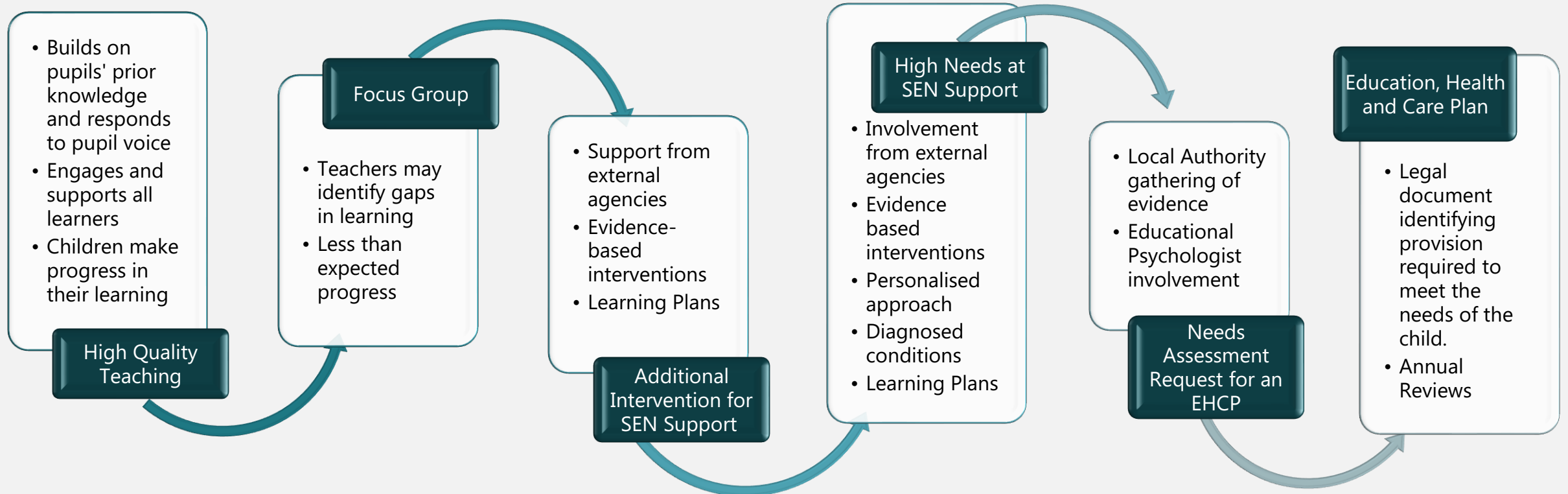
- Communication and interaction
- Cognition and learning
- Social, emotional and mental health
- Sensory and/or physical

All staff within Compass Partnership of Schools receive training specific to a variety of Special Educational Needs and Disabilities. Each pupil in the school has access to high-quality teaching within the classroom. Some children may need some extra support that is "***additional to and different from***" their peers (SEND Code of Practice 2015, 6:15). In these cases, the children may be placed on SEN support. Provision will be created for them, which will be linked to the graduated approach of assess, plan, do, and review. For some children who need further support, an assessment for an Education, Health and Care Plan may be requested from the Local Education Authority.



IDENTIFYING SEND

When teachers notice signs that a child may have special educational needs, they will share this information with parents and caregivers, as well as the Special Educational Needs Coordinator (SENCo). After sharing this information, additional support or interventions may be offered to address the child's needs through a graduated approach.



CHILDREN WITH SEND

SEN Support


Children with SEN Support have support that is 'additional to or different from' that provided as part of the schools' universal provision. The class teacher and SENCO may also receive advice or support from outside specialists.

Occasionally, after reflecting on the child's progress, a child may be removed from the SEN register if deemed appropriate. This decision is made in consultation with parents and carers.

Education, Health and Care Plans

An EHCP is a legal document that outlines the child's specific needs and the additional support they should receive. For more information, please visit the [Greenwich Local Offer: Special Educational Needs and Disabilities \(SEND\) Local Offer](#) | Greenwich Community Directory.

Teachers will meet with parents and carers throughout the year to celebrate their achievements and look closely at how we can improve the provision and what strategies are needed to meet the child's outcomes.



WORKING TOGETHER



We know that parents and carers play a vital role in their child's progress, and we strive to build a strong working relationship.



Parents and caregivers are invited to attend meetings, Annual Reviews, school activities, and events to celebrate and review their child's progress.



Parents and carers should first contact the class teacher about any concerns, and the class teachers will refer the issue to the appropriate support, either internally or externally.



Children express their views, thoughts, and feelings through their School Council representative, meetings, annual reviews, and pupil voice.



ASSESSMENT AND REVIEW



A range of assessment tools are used to identify areas of need and measure progress. Some children may have specific assessments based on their area of need.

Parents will have regular opportunities to meet with teachers to discuss their child's progress.


Children who have EHCPs will also have an Annual Review, which is shared with the families and Local Authority to measure progress against the outcomes identified in their EHCP.

The provision for children with Special Educational Needs and Disabilities (SEND) is regularly reviewed and monitored.




APPROACH TO TEACHING AND LEARNING


"Teachers are responsible and accountable for the progress and development of the pupils in their class, including where pupils access support from teaching assistants or specialist staff" [Code of Practice; June 2014: 6.36]



We ensure all children have access to high-quality teaching from their class teacher. Where necessary, some children may receive additional provision to meet their individual needs.



Some children may require a personalised curriculum, timetable, or care that meets their specific health needs, as advised by medical professionals.



All children will be assessed as part of the school assessment cycle. This will review their progress against agreed outcomes and inform our graduated approach of assess, plan, do, and review.



ADAPTATIONS

We create an inclusive learning environment whereby all children, including children with Special Educational Needs and Disabilities are supported to take part in activities alongside their peers. We make reasonable adjustments to our curriculum and learning environment to ensure all children can achieve their potential.

Adaptations could include personalised timetables and curricula, coloured backgrounds on books and/or overlays, a visual timetable, an individual timetable, large fonts, specialist equipment such as large-print dictionaries, visual cues and aids, staff support, and evidence-based interventions.

Adaptions for the physical environment may include accessible toilets, hygiene suites, changing tables, high-visibility marking on steps, double doors in some areas of the building, fire evacuation chairs, lifts and ramps.



THE WHOLE CHILD

- We have high expectations of children with Special Educational Needs. We ensure that they *“achieve their best, become confident individuals living fulfilling lives, and make a successful transition into adulthood”* (Code of Practice 2015, 6.1).
- We ensure that all children are provided with relevant opportunities to develop their independence in an inclusive setting. Strategies we adopt to ensure *“All pupils should have access to a broad and balanced curriculum”* (SEND Code of Practice, January 2015: 6.12) are:
 - a graduated approach linked to assess, plan, do, and review;
 - high-quality teaching supporting pupils on SEN Support or children with an Education, Health and Care Plan;
 - provision which is ‘additional to and different from’;
 - targeted evidence-based interventions; at times, adult support if the school decides it is appropriate; liaison with outside agencies.



WELLBEING

- We help children identify the tools to recognise their emotions and develop strategies to self-regulate.
- We use emotion coaching and a restorative approach to resolve conflicts.
- We have a pastoral team comprising a Pastoral Manager and a Learning Mentor.
- Our Senior Mental Health Lead is Mrs Spall. Mr AB is also a qualified Mental Health First Aider.



INCLUSION TEAM

WE HAVE A SMALL TEAM OF SENCO'S, PASTORAL MANAGER AND LEARNING MENTOR AT CANN HALL PRIMARY SCHOOL.
ALL MEMBERS OF STAFF CAN BE CONTACTED ON 01255 420603

Mrs. Newman

- Acting Deputy Head/
Assistant Headteacher
for Inclusion and SENCo

Mrs. Innes

- Operational
Safeguarding Lead and
Pastoral Manager

Miss. Manning

- Deputy SENCo and
Phase Lead for Y1 & Y2

Mrs. McWilliams

- Learning Mentor



ADDITIONAL OPPORTUNITIES

We have high expectations of children with special educational needs. We ensure that they *“achieve their best, become confident individuals living fulfilling lives, and make a successful transition into adulthood”* (Code of Practice 2015, 6.1).

We ensure that our school is inclusive by ensuring all children have access to:

- after-school clubs;
- classroom and whole school responsibilities;
- school residential visits;



TRANSITION



All children will experience transitions during their time at school. Any change or transition will be carefully considered and managed to ensure that the needs of each child are met.



Children will transition between classes and meet new teachers. They will visit their new classrooms as needed. Some may require extra support during this transition, which could include additional visits, social stories, photos, or transition packs.



Children sometimes transfer to a different school, and we will work with the new school to ensure a smooth transition. For those with an Education, Health, and Care Plan, the Local Education Authority typically consults directly with the school.



We will work closely with families and other educational settings to ensure smooth transitions that meet the needs of children.



EXTERNAL AGENCIES

We work closely with external agencies to support children. Please click on the links to find out more.

Wellbeing and mental health

- [Mental Health Support Team](#)
- [CAMHS](#)
- [Kids Inspire](#)

Speech and language support

- [Speech and Language - Provide](#)

Community Pediatrics

- [Pediatricians](#)
- [Occupational Therapy](#)
- [Physiotherapy](#)

Social Care

- [Essex Family Wellbeing Hub](#)
- [Essex County Council](#)

Essex SEND services

- [Essex Local Offer](#)
- [SEND Operations](#)

School Health Team

- [School Nursing](#)

Family Support

- [Essex Young Carers](#)
- [Essex Family Forum](#)



COMPLAINTS AND POLICIES

Our policies and provision

- The school delivers the requirements of the National Curriculum and adapts this according to individual needs. Our approach focuses on teaching children the skills they need for lifelong learning and independence as they progress to ensure they are prepared for adulthood.
- A range of our school policies is available on our website. Please see the following documents:
 - **Special Educational Needs and Disability Policy**
 - **Equal Opportunities Policy**
 - **Accessibility Plan**

Greenwich Local Offer

- The Local Offer provides information on the services in Essex that are available for children and young people with Special Educational Needs (SEN) and Disabilities aged from birth to 25.
- [Special Educational Needs and Disabilities \(SEND\) Local Offer | Greenwich Community Directory](#)

Complaints

- Please refer to the school's complaints policy.



*"They said he wouldn't,
but he did. They said
he couldn't, but he can.
They said he won't,
but he will."*

